











Amendments		
Issue	Description	Date
A	ISSUED FOR INFO	27/02/2018
B	ISSUED FOR DRAFT DA	23/03/2018
C	ISSUED FOR DRAFT DA	11/04/2018
D	ISSUED FOR DA	23/05/2018
E	ISSUED FOR DA	10/10/2019
F	ISSUE FOR REVISED DA	05/11/2019

LEGEND

- | | |
|---|-------------------|
|  | B2 / C2 BOUNDARY |
|  | LOT BOUNDARY |
|  | CONCRETE FOOTPATH |
|  | PERMATRAK |
|  | TURF |
|  | MASS PLANTING |
|  | GRAVEL |
|  | MULCH |
|  | MEDIAN PLANTING |
|  | SANDSTONE BLOCKS |

PROPOSED TREES

- HT - *Hibiscus tiliaceus*
- LC - *Lophostemon confertus*
- TL - *Tristanopsis luscious*

ARCADIS
Level 16, 580 George Street, Sydney - NSW 2000
T: +61 2 8907 9000
E: arcadis.com



GROUP USA

Group GSA Pty Ltd ABN 76 002 113 779
Level 7, 80 William St East Sydney NSW
Australia 2011 www.groupgsa.com

T +612 9361 4144 F +612 9332 3458

architecture interior design urban design landscape
nom architect M. Sheldon 3990

Project Title

Shell Cove

Shell Cove
Box 1, P.O. Box 1, PA

Precinct - B2C2 - DA

Drawing Title

PLANTING

PLAN

TRAIN

Scale 1:500 @A1

Downloaded from [http://www.cambridge.org/core](#). University of Cambridge Libraries, on 08 Jul 2016 at 17:09:00, subject to the Cambridge Core terms of use, available at [http://www.cambridge.org/core/terms](#). [http://dx.doi.org/10.1017/S0022292X16000060](#)

Drawing created (date) 07/02/2018

B y
KL

Plotted and checked by KL

Verified

KE

Approved SH

Drawing No	Issue
------------	-------

13294 - I-B2C2-501 E

10294 L B202 001 1

File	Plot Date
P:13294 Shell Cove	\$DATES

© 2006 The Authors
Journal compilation © 2006 Blackwell Publishing Ltd

This drawing is the copyright of Group GSA Fly Ltd and may not be altered, reproduced or transmitted in any form without the prior written permission of the company.

written permission of Group GSA Pty Ltd.

All levels and dimensions are to be checked and verified on site prior to the commencement of any work, making

Do not scale drawings. Use figured Dimensions.